


## SYNCHRONOUS MOTOR FAMILY

### Series LYG55 Geared Synchronous Motor



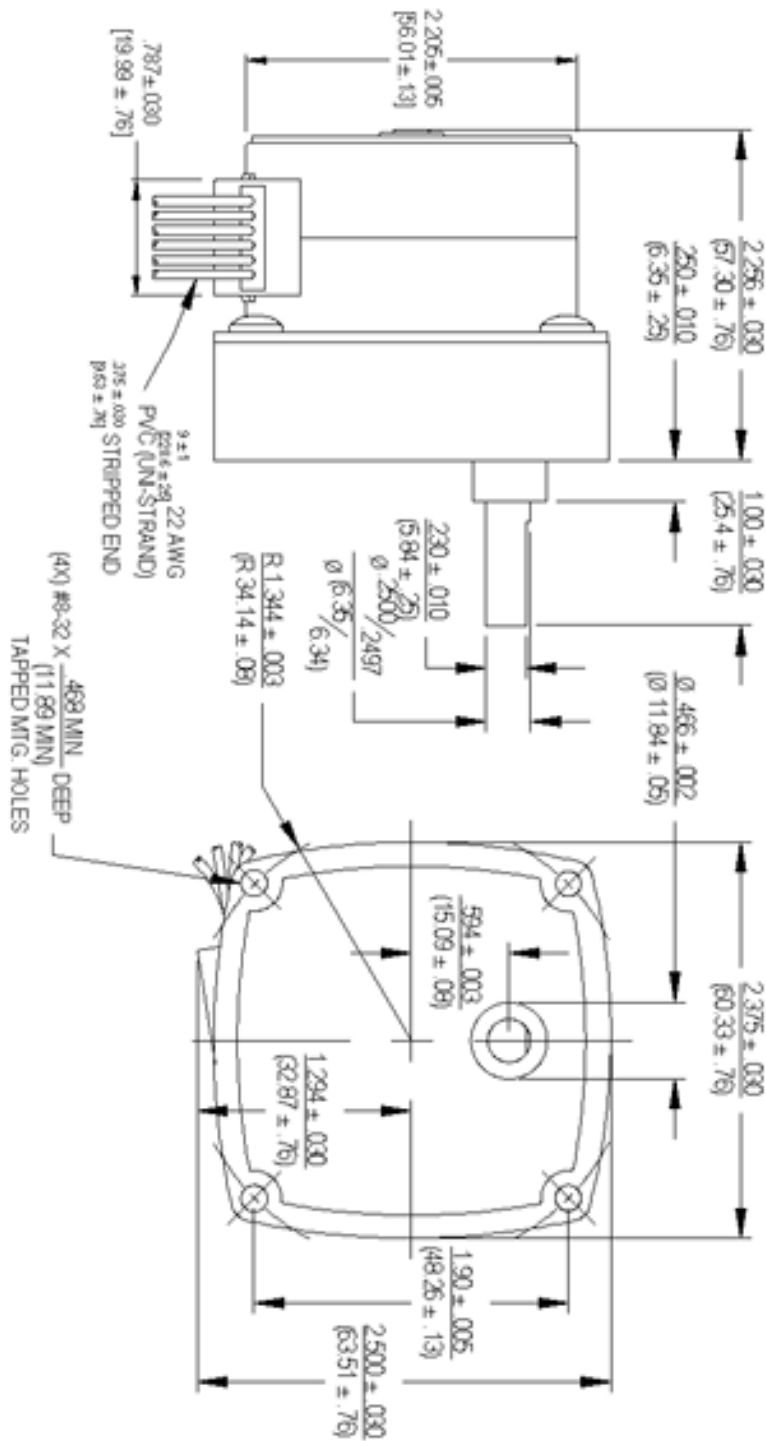
Frame Size:	55mm
Torque Range:	Up to 200 oz-in [1412 mN-m]
Output Speed:	1 to 300 RPM
Standard Voltages:	115/230 Vac & 24 Vac 50/60 Hz
Insulation Class:	Class A (105°C)
Lead Wire:	4 leads 22AWG (approx. 9 inches [228.6 mm])
Operation Ambient Temp:	-10°C to +40°C (approx.)
Gear Unit:	Zinc Die Cast - AGMA 7 Standard with hardened steel gears
Shaft Bearings:	Sleeve/Ball (see Drawings Below)
 Recognition:	E53578(N), Component-Impedance Protected Motors
Capacitor is required for operation. Capacitor supplied with 115 Vac motors.	
Note: Typical data subject to change without notification	

Part Number	"SA" P/N REF.	Reduction	Voltage (Vac)	Torque @ 60Hz (oz-in)	Torque @ 60Hz (mN-m)	Sync. Speed (RPM) 50HZ	Sync. Speed (RPM) 60HZ	Capacitor Value (mfd) (@ 50/60Hz)	Input Watts (W)
LYG55T115FL97S	4002-001	600	115	200	1412.3	0.42	0.5	.62/0.5	5
LYG55T115FL98S	4002-002	300	115	200	1412.3	0.83	1	.62/0.5	5
LYG55T024FL98S	4002-020	300	24	200	1412.3	0.83	1	15/12	5
LYG55T230FL96S	4002-028	250	220/230/240	200	1412.3	1	1.2	.15/.12	5
LYG55T115EL90S	4002-004	150	115	174	1228.7	1.67	2	.62/0.5	5
LYG55T024EL90S	4002-024	150	24	174	1228.7	1.67	2	15/12	5
LYG55T115EL82S	4002-005	100	115	161	1136.9	2.5	3	.62/0.5	5
LYG55T024EL82S	4002-030	100	24	161	1136.9	2.5	3	15/12	5
LYG55T115EL76S	4002-006	75	115	152	1073.4	3.3	4	.62/0.5	5
LYG55T024EL76S	4002-026	75	24	152	1073.4	3.3	4	15/12	5
LYG55T230EL72S	4002-042	62.5	220/230/240	152	1073.4	4	4.8	.15/.12	5
LYG55T115FL70S	4002-007	60	115	145	1023.9	4.17	5	.62/0.5	5
LYG55T115FL64S	4002-008	50	115	140	988.6	5	6	.62/0.5	5
LYG55T230FL62S	4002-025	41.67	220/230/240	140	988.6	6	7.2	.15/.12	5
LYG55T024FL64S	4002-033	50	24	140	988.6	5	6	15/12	5
LYG55T115FL62S	4002-034	41.67	115	140	988.6	5	6	.62/0.5	5
LYG55T024FL62S	4002-035	41.67	24	140	988.6	5	6	15/12	5
LYG55T230FL64S	4002-041	50	220/230/240	140	988.6	5	6	.15/.12	5
LYG55T115FL52S	4002-010	30	115	126	889.8	8.3	10	.62/0.5	5

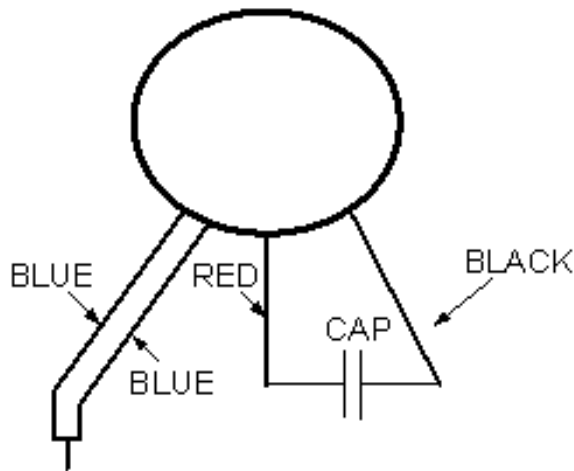
Part Number	"SA" P/N REF.	Reduction	Voltage (Vac)	Torque @ 60Hz (oz-in)	Torque @ 60Hz (mN-m)	Sync. Speed (RPM) 50HZ	Sync. Speed (RPM) 60HZ	Capacitor Value (mfd) (@ 50/60Hz)	Input Watts (W)
LYG55T024FL52S	4002-022	30	24	126	889.8	8.3	10	15/12	5
LYG55T024FL50S	4002-036	25	24	105	741.5	10	12	15/12	5
LYG55T115FL50S	4002-038	25	115	105	741.5	10	12	.62/0.5	5
LYG55T115EL30S	4002-014	10	115	45	317.8	25	30	.62/0.5	5
LYG55T115EL28S	4002-039	8.3	115	35	247.2	30	36	.62/0.5	5
LYG55T115EL20S	4002-015	5	115	22.5	158.9	50	60	.62/0.5	5
LYG55T024EL20S	4002-032	5	24	22.5	158.9	50	60	15/12	5
LYG55T024EL18S	4002-037	4.17	24	17.5	123.6	60	72	15/12	5
LYG55T115EL18S	4002-040	4.17	115	17.5	123.6	60	72	.62/0.5	5
LYG55T115EL08S	4002-018	2.5	115	11	77.7	100	120	.62/0.5	5
LYG55T024FS52S	4021-024	30	24	160	1129.8	8.3	10	20/15	7
LYG55T115ES30S	4021-014	10	115	64	451.9	25	30	.85/.68	7
LYG55T024ES30S	4021-021	10	24	64	451.9	25	30	20/15	7
LYG55T024ES28S	4021-022	8.3	24	53	374.3	30	36	20/15	7
LYG55T230ES30S	4021-023	10	220/230/240	64	451.9	25	30	.22/.18	7
LYG55T115ES20S	4021-015	5	115	32	226	50	60	.85/.68	7
LYG55T115ES08S	4021-018	2.5	115	16	113	100	120	.85/.68	7



SLEEVE BEARING:

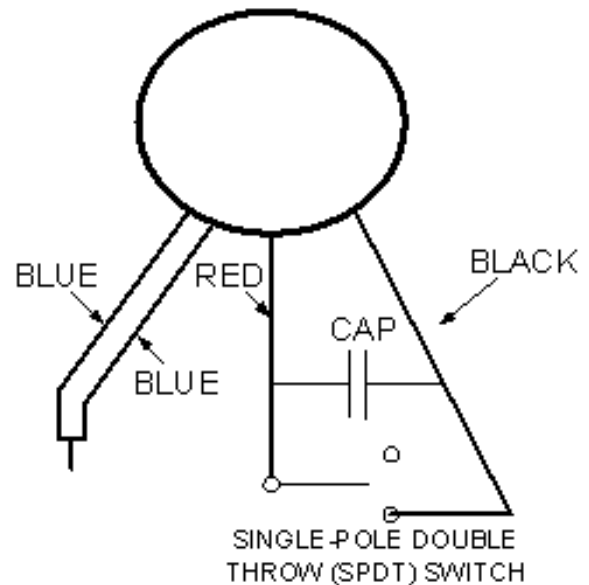


Wiring Diagram



Capacitors are non-polarized and must always be connected between the red and black leads. Always connect the (2) coil blue leads together. Connect the power supply to the blue leads and red lead to produce clockwise (CW) rotation viewing shaft end. Connect the power supply to the blue leads and black lead to produce counter-clockwise (CCW) rotation viewing shaft end.

Optional Wiring Diagram with Switch



Capacitors are non-polarized and must always be connected between the red and black leads. Always connect the (2) coil blue leads together. Connect the power supply to the blue leads and red lead to produce clockwise (CW) rotation viewing shaft end. Connect the power supply to the blue leads and black lead to produce counter-clockwise (CCW) rotation viewing shaft end.