

STEPPER MOTOR FAMILY

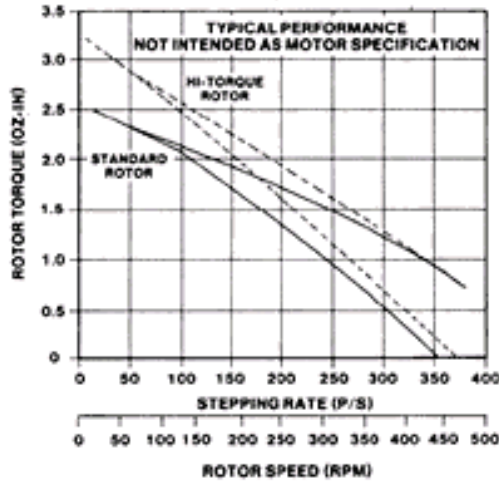
Series AS, ABS Direct Drive Stepping Motor



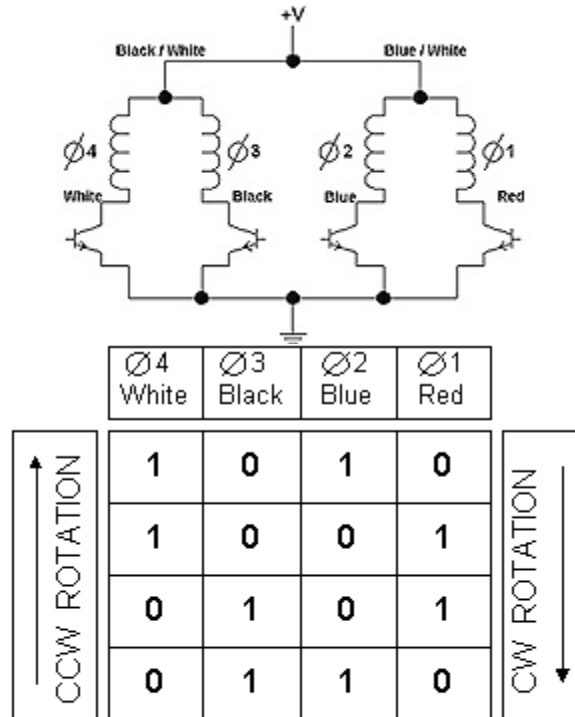
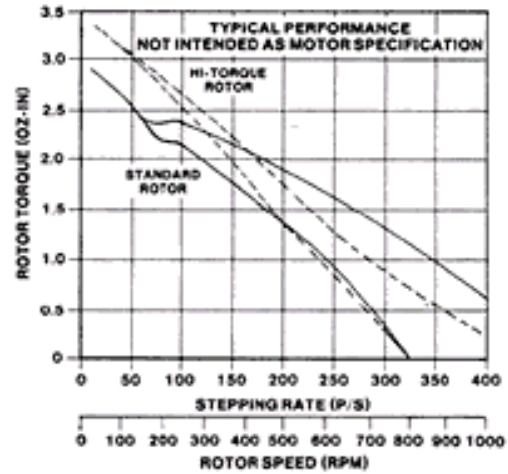
Step Angle:	7.5° & 15°
Position Accuracy:	+/- 5% max.
Number of Phases:	4 phase bifilar
Insulation Class:	Class A (105°C)
Lead Wire:	6 leads 24AWG (approx. 9 inches [228.6 mm])
Operation Ambient Temp:	-10°C to +40°C (approx.)
Note: Typical data subject to change without notification	

Model	Part Number	Step Angle (deg.)	Steps per Rev.	Rated Torque @ 200 p/s (oz-in)	Rated Torque @ 200 p/s (mN-m)	Typ. Torque @ 4-5 p/s (oz-in)	Typ. Torque @ 4-5 p/s (mN-m)	Holding Torque (oz-in) 2 Phase Energized	Holding Torque (mN-m) 2 Phase Energized	Output Speed (RPM)	Input Power (watts)	Nominal Voltage (VDC)	Winding Res. (ohms)	Rotor Inertia (oz-in ²)	Rotor Inertia (g-cm ²)	Full Load Temp Rise °C	Weight (oz)	Weight (g)	Hi-Torque Rotor
ABS	3007-001	15	24	1.7	12	2.3	16.2	3.8	26.8	500	4.5	12	53	0.07	12.8	48	6.8	192.8	
ABS	3012-002	15	24	1.7	12	2.75	19.4	4.3	30.4	500	4.5	12	53	0.07	12.8	48	6.8	192.8	X
AS	3003-001	7.5	48	1.36	9.6	2.3	16.2	3.8	26.8	250	3	12	100	0.07	12.8	30	6.8	192.8	
AS	3003-003	7.5	48	1.36	9.6	2.3	16.2	3.8	26.8	250	3	5	14	0.07	12.8	48	6.8	192.8	
AS	3010-002	7.5	48	1.87	13.2	2.75	19.4	4.3	30.4	250	3.5	12	100	0.07	12.8	30	6.8	192.8	X

**MODELS AS 3003-001 and AS 3010-002
UNIPOLAR, L/R DRIVE**



**MODELS ABS 3007-001 and ABS 3012-002
UNIPOLAR, L/R DRIVE**



1 = ON, 0 = OFF

SWITCHING SEQUENCE